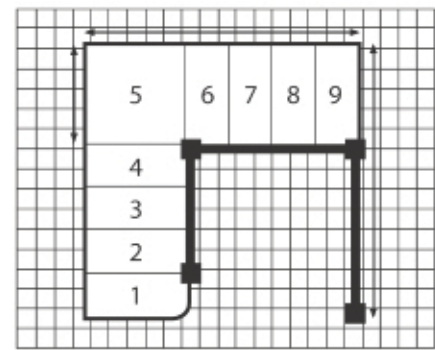


# STEP 1

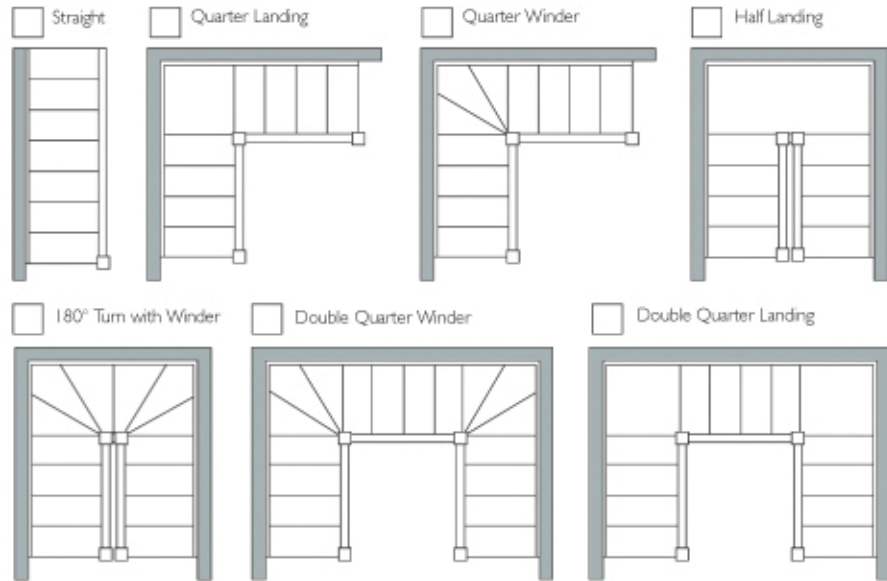
Please mark clearly on your drawing where you would like the newels, raking, and landing balustrading.

Use planning grid to draw out your staircase as illustrated below.

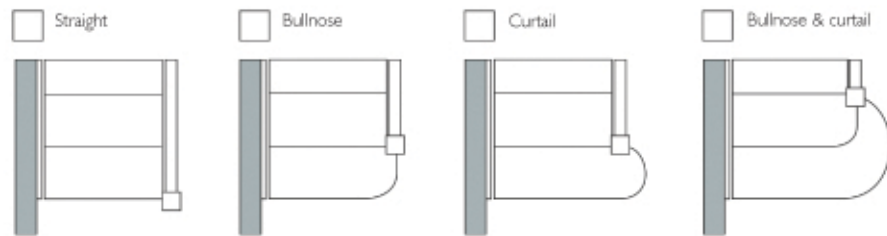
Please show stair well overall dimensions.



# STEP 2



# STEP 3



## Measurements

A Finished floor to finished floor measurement:

---

B Total going measurement:

---

C Well length & width measurement:

---

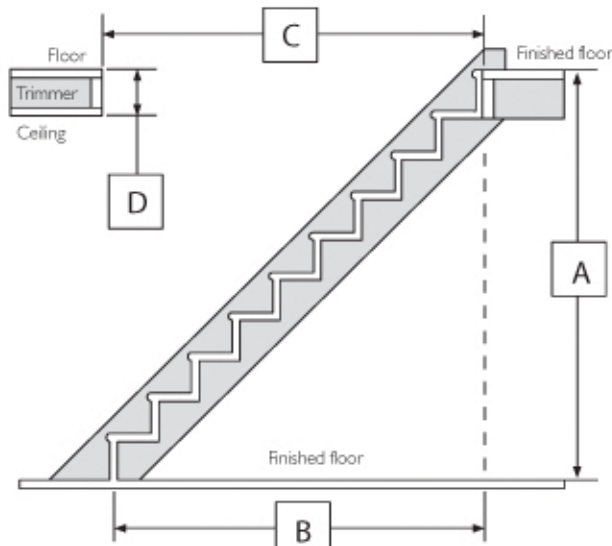
D Joist, floor and ceiling total depth measurement:

---

E Overall stair width measurement:

---

Please indicate any apertures (doors, windows etc.) that encroach on the staircase as these can be subject to building regulations



Is the staircase for:

- Private use  
 Institutional use  
 Other use

Are landing return handrails required? Please indicate clearly on drawing.

Name

Company

Address

Postcode

Daytime telephone

Fax